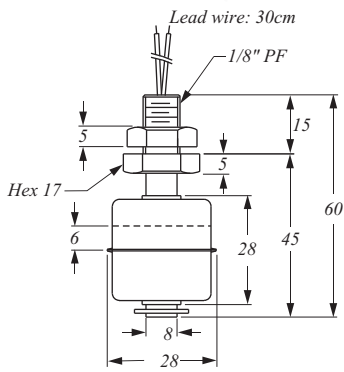


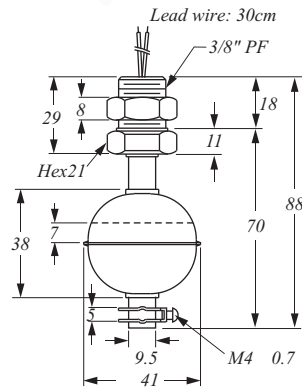

# METAL TYPES

▶ RF- 30 1/ RF- 35 1



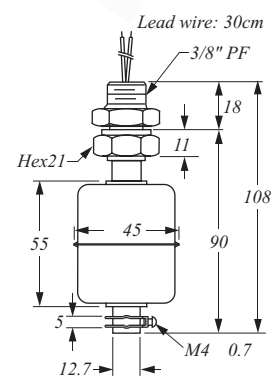
Drill hole 10mm

▶ RF- 40 1



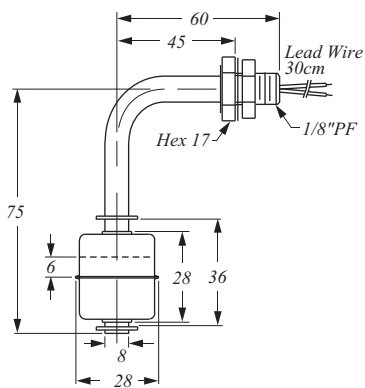
Drill hole 17mm

▶ RF- 45 1



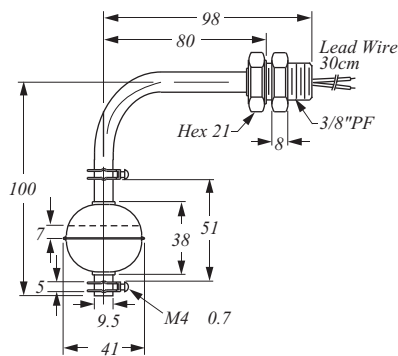
Drill hole 17mm

▶ RF- 30 2



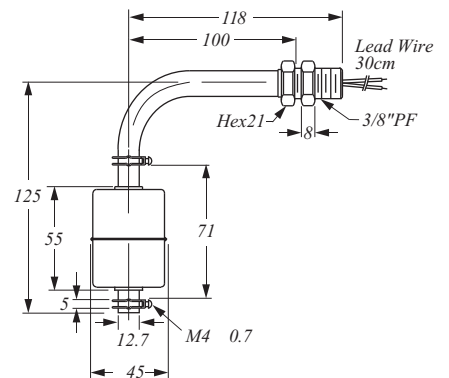
Drill hole 10mm

▶ RF- 40 2



Drill hole 17mm

▶ RF- 45 2



Drill hole 17mm



**APPLICATIONS**  
ENGINEERING LTD

<http://www.appeng.co.uk>  
email: [info@appeng.co.uk](mailto:info@appeng.co.uk)

16 HORSTED SQUARE, BELLBROOK INDUSTRIAL ESTATE,  
UCKFIELD, EAST SUSSEX, TN22 1QG, UK

TEL: + 44 1825 764737  
FAX: + 44 1825 768330

# ORDER INFORMATION

RF- **30** **6** **2** **D** **A** **10**

## Type

- 30** Float : 28x28, Screw : 1/8"PF
- 35** Float : x29, Screw : 1/8"PF
- 35** Float : 30x29, Screw : 1/8"PF
- 40** Float : 41x38, Screw : 3/8"PF
- 45** Float : 45x55, Screw : 3/8"PF
- 50** Float : 52x52, Screw : 3/8"PF
- 75** Float : 75x70, Screw : 1/2"PF
- 10** Float : 75x108, Screw : 1/2"PF


## Material of Wetted parts

- 0** : SUS304
- 6** : SUS316

## Mounting

- 1** : Top or Bottom Mounting
- 2** : Side Mounting

## Switching Capacity Max.

- D**: 50W 200VDC/240VAC SPST 
- F**: 10W 125VAC SPST
- G**: 60W 220VAC SPDT (only use for tude 12.7)
- H**: 3W 30VAC / 60VDC SPDT (only use for tude 9.5)
- K**: 20W 150VAC/200VDC SPDT

## Contact Form

- A**: Normal Open (N.O.) SPST
- B**: Normal Close (N.C.) SPST
- C**: 1AB SPDT
- D**: N.C. Reversible
- E**: N.O. Reversible

## Lead wire Length (XLPE 125 C) L: Unit=10cm

- 03**: 30cm (Standard length)
- 05**: 50cm
- 15**: 150cm

